

Quality of Life Indicators Trends in the Darnall Action Area since 2001

How safe do you feel:

- When you are alone in your home at night?
- Walking alone in this area after dark?

How much is your quality of life affected by fear of crime?

In the past 12 months, have you been a victim of crime?

Copies of this report may be obtained from:

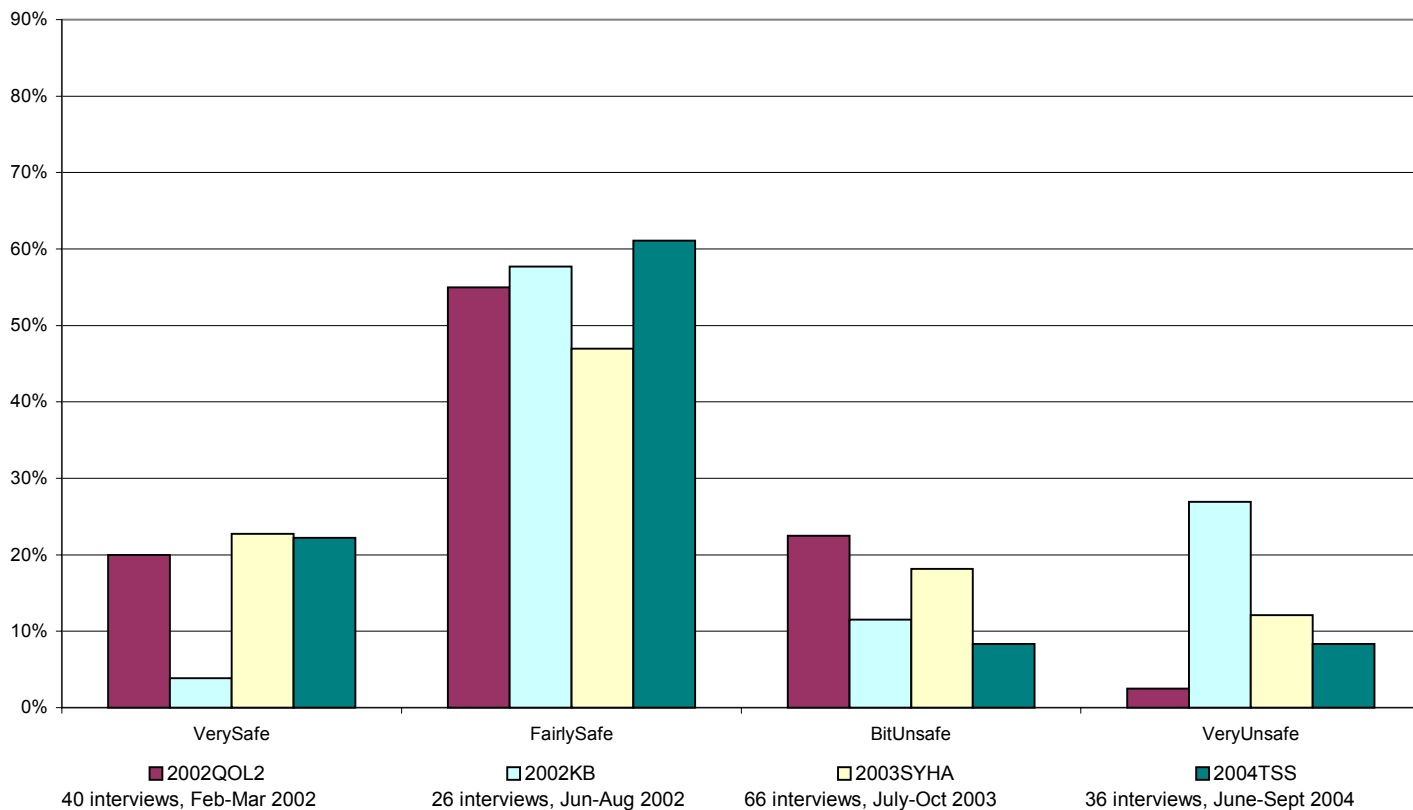
Barbara Rimmington
Research Officer
East End Quality of Life Initiative
10 Montgomery Terrace Road
Sheffield, S6 3BU
Tel: 0114 285 9931
Fax: 0114 278 7173
email: barbara@sheffielddct.co.uk

November 2004

How safe do you feel when you are alone in your home at night?

Responses by ethnic group - White

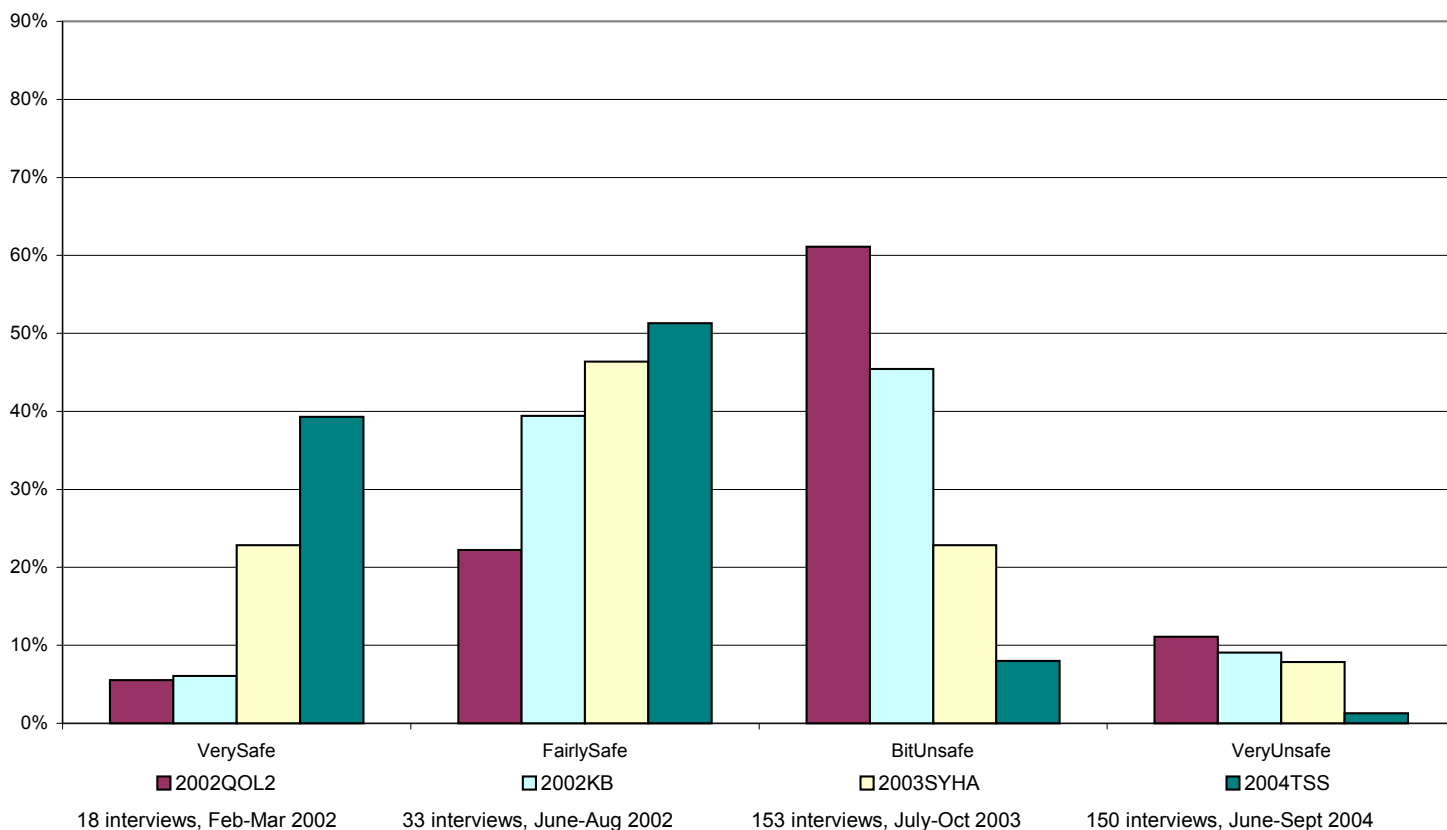
White	2002QOL2		2002KB		2003SYHA		2004TSS	
	No	%	No	%	No	%	No	%
VerySafe	8	20%	1	4%	15	23%	8	22%
FairlySafe	22	55%	15	58%	31	47%	22	61%
BitUnsafe	9	23%	3	12%	12	18%	3	8%
VeryUnsafe	1	3%	7	27%	8	12%	3	8%
Total	40	100%	26	100%	66	100%	36	100%



How safe do you feel when you are alone in your home at night?

Responses by ethnic group - Asian

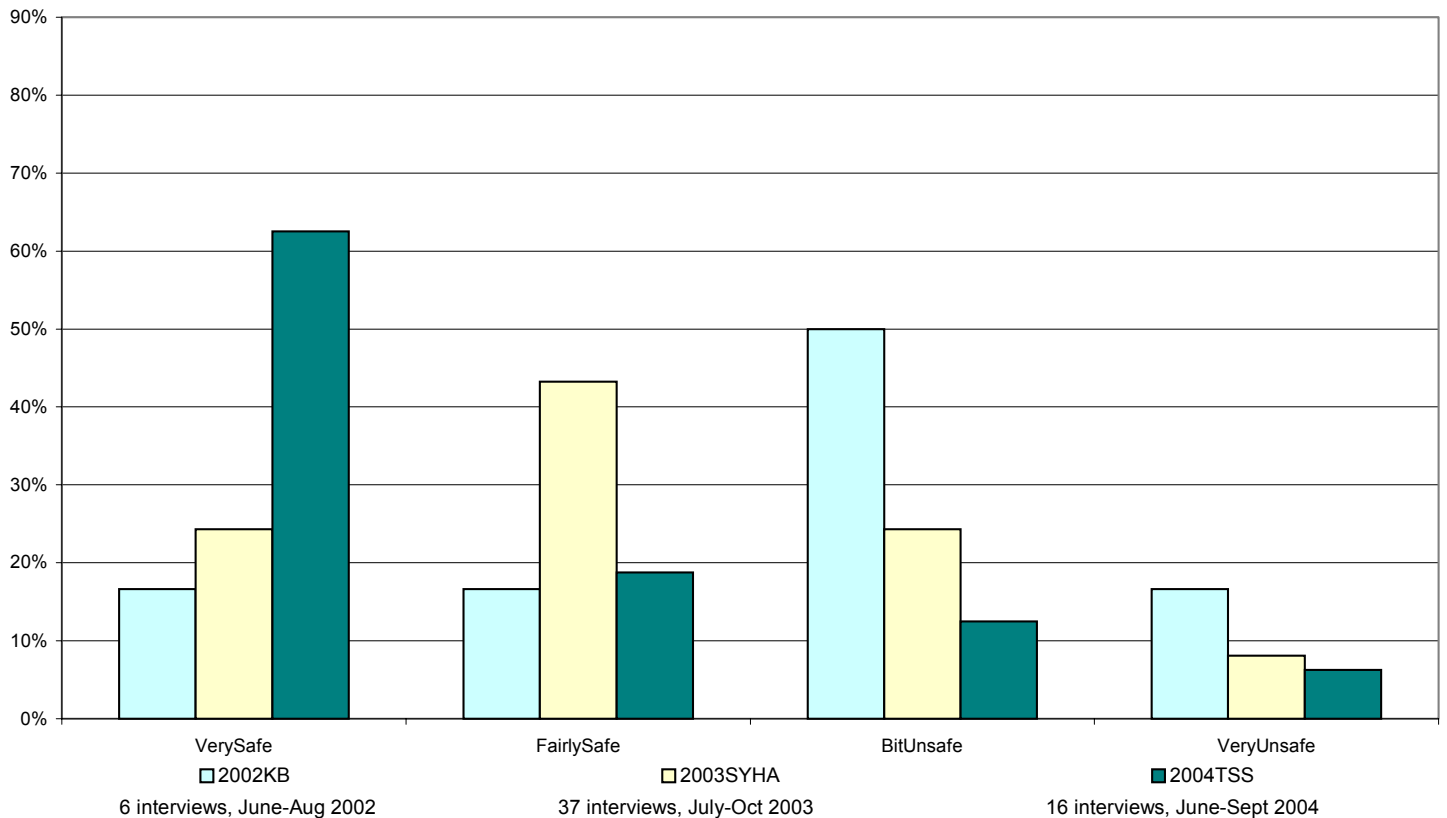
Asian	2002QOL2		2002KB		2003SYHA		2004TSS	
	No	%	No	%	No	%		%
VerySafe	1	6%	2	6%	35	23%	59	39%
FairlySafe	4	22%	13	39%	71	46%	77	51%
BitUnsafe	11	61%	15	45%	35	23%	12	8%
VeryUnsafe	2	11%	3	9%	12	8%	2	1%
Total	18	100%	33	100%	153	100%	150	100%



How safe do you feel when you are alone in your home at night?

Responses by ethnic group - Other

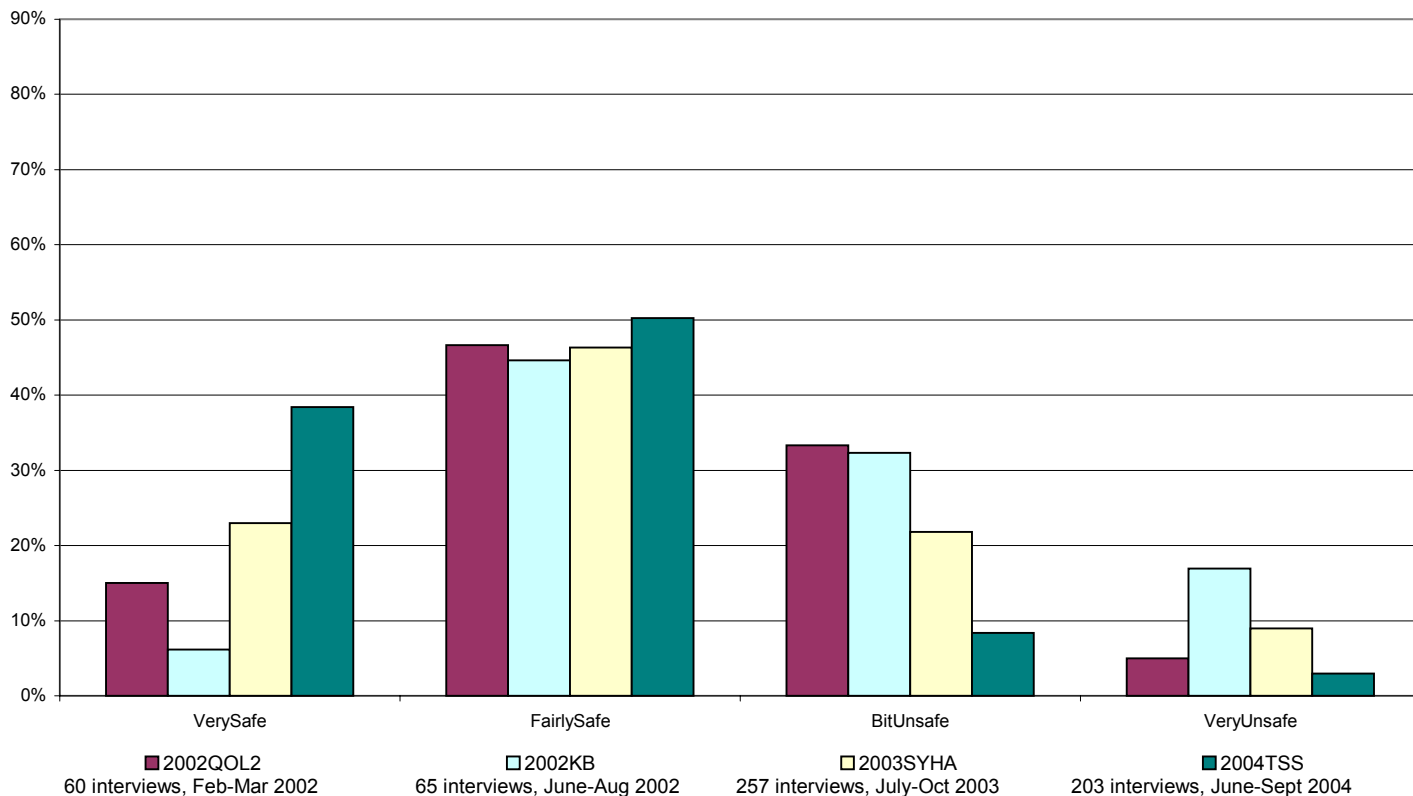
Other	2002KB		2003SYHA		2004TSS	
	No	%	No	%	No	%
VerySafe	1	17%	9	24%	10	63%
FairlySafe	1	17%	16	43%	3	19%
BitUnsafe	3	50%	9	24%	2	13%
VeryUnsafe	1	17%	3	8%	1	6%
Total	6	100%	37	100%	16	100%



How safe do you feel when you are alone in your home at night?

All respondents

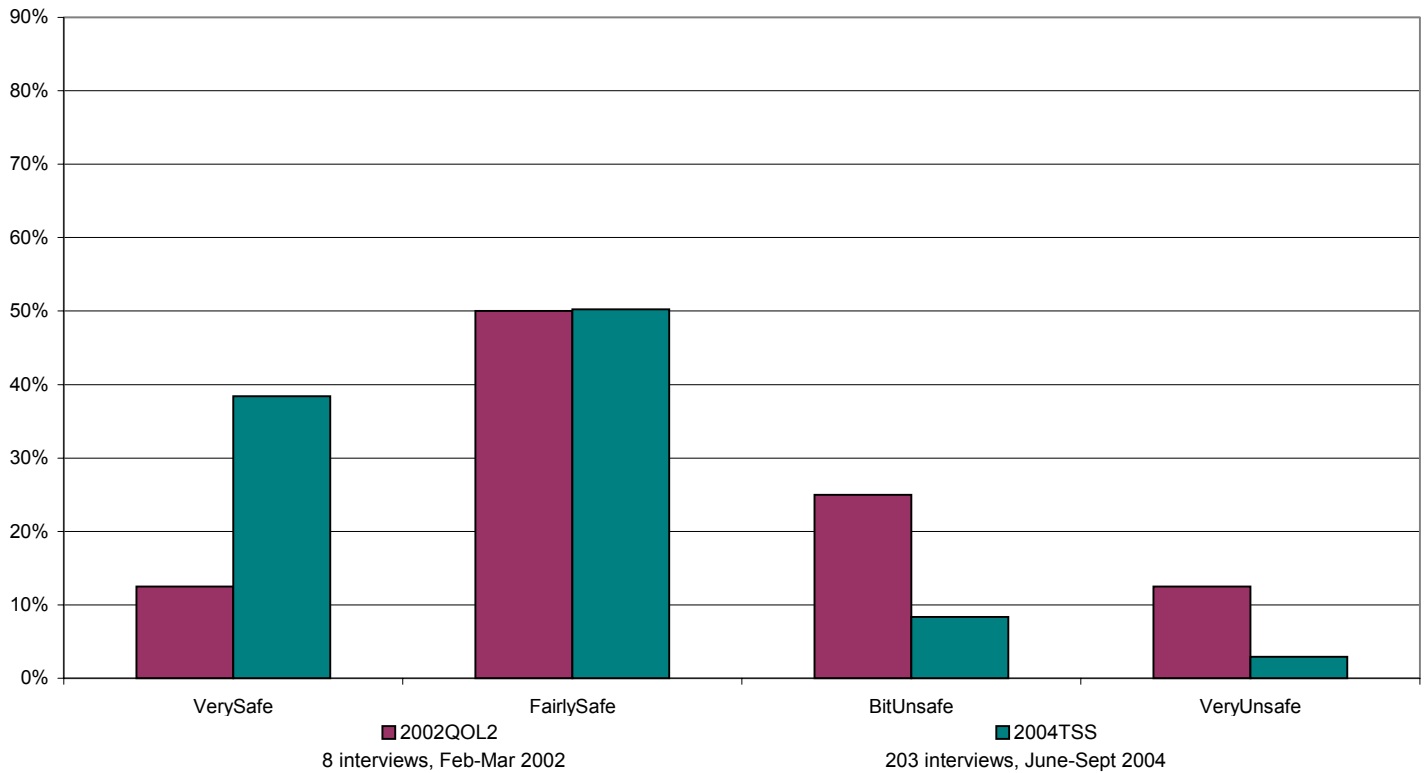
All	2002QOL2		2002KB		2003SYHA		2004TSS	
	No	%	No	%	No	%	No	%
VerySafe	9	15%	4	6%	59	23%	78	38%
FairlySafe	28	47%	29	45%	119	46%	102	50%
BitUnsafe	20	33%	21	32%	56	22%	17	8%
VeryUnsafe	3	5%	11	17%	23	9%	6	3%
Total	60	100%	65	100%	257	100%	203	100%



How safe do you feel when you are alone in your home at night?

Responses by geographical area - Tinsley

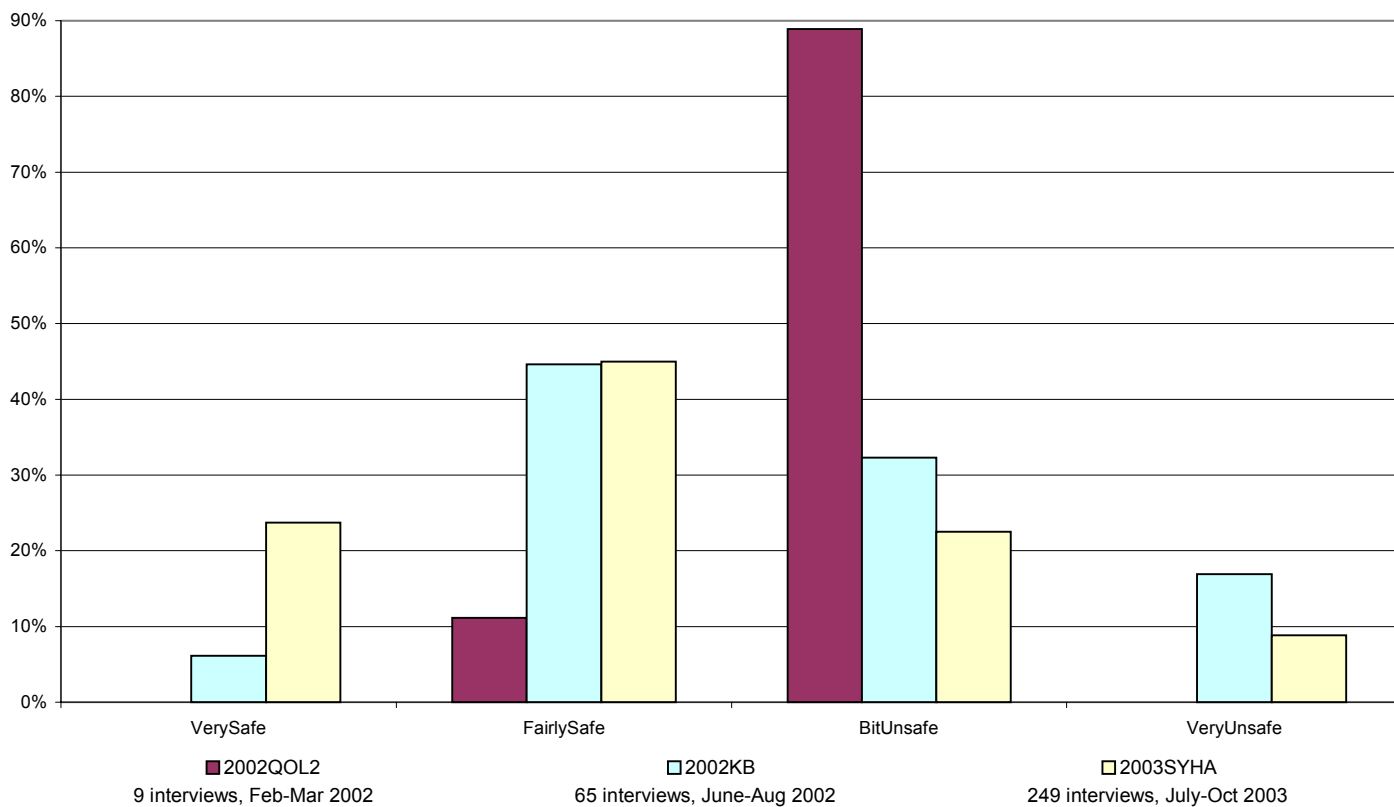
S9 1	2002QOL2		2004TSS	
	No	%	No	%
VerySafe	1	13%	78	38%
FairlySafe	4	50%	102	50%
BitUnsafe	2	25%	17	8%
VeryUnsafe	1	13%	6	3%
Total	8	100%	203	100%



How safe do you feel when you are alone in your home at night?

Responses by geographical area - Darnall (Staniforth Road/Kettlebridge/Kashmir Gardens)

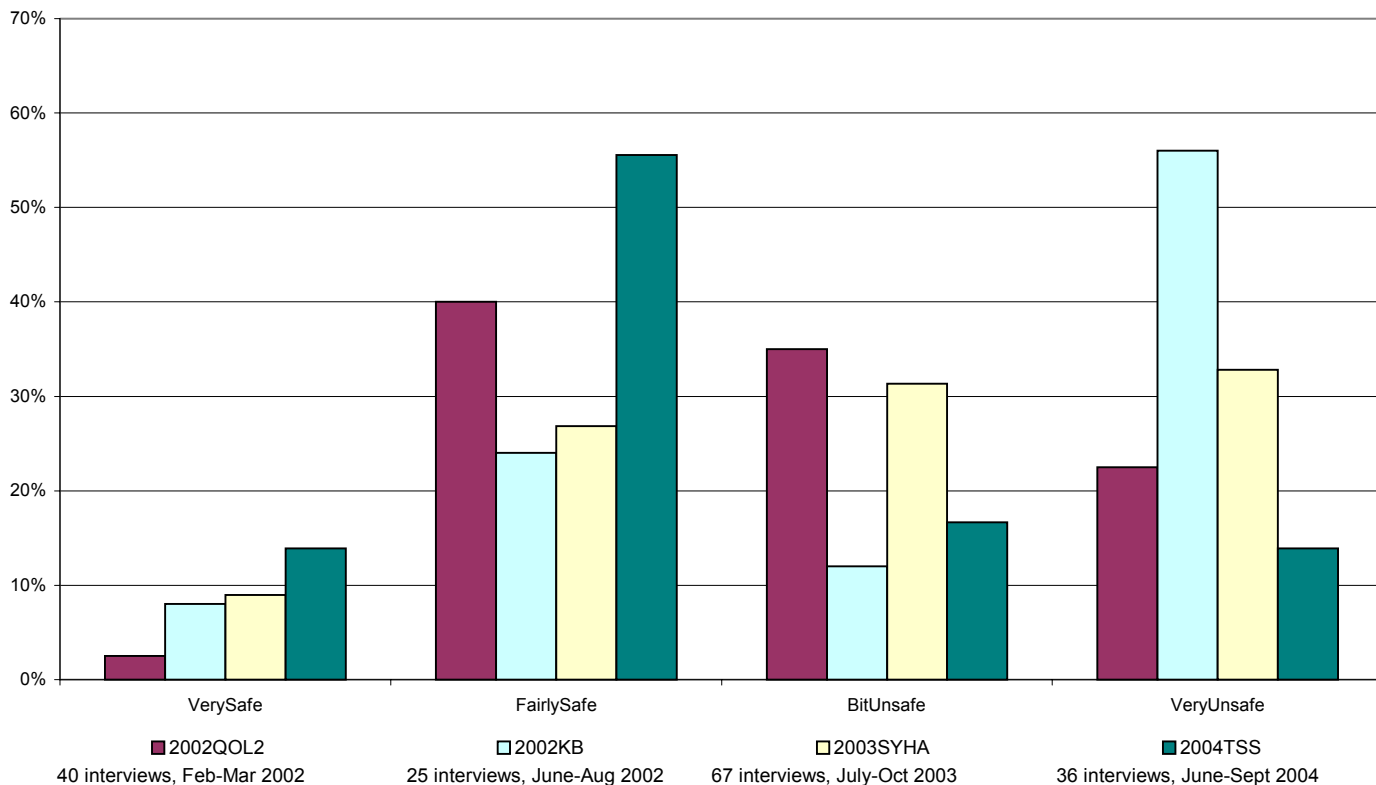
S9 3	2002QOL2		2002KB		2003SYHA	
	No	%	No	%	No	%
VerySafe	0	0%	4	6%	59	24%
FairlySafe	1	11%	29	45%	112	45%
BitUnsafe	8	89%	21	32%	56	22%
VeryUnsafe	0	0%	11	17%	22	9%
Total	9	100%	65	100%	249	100%



How safe do you feel walking alone in your local area after dark?

Responses by ethnic group - White

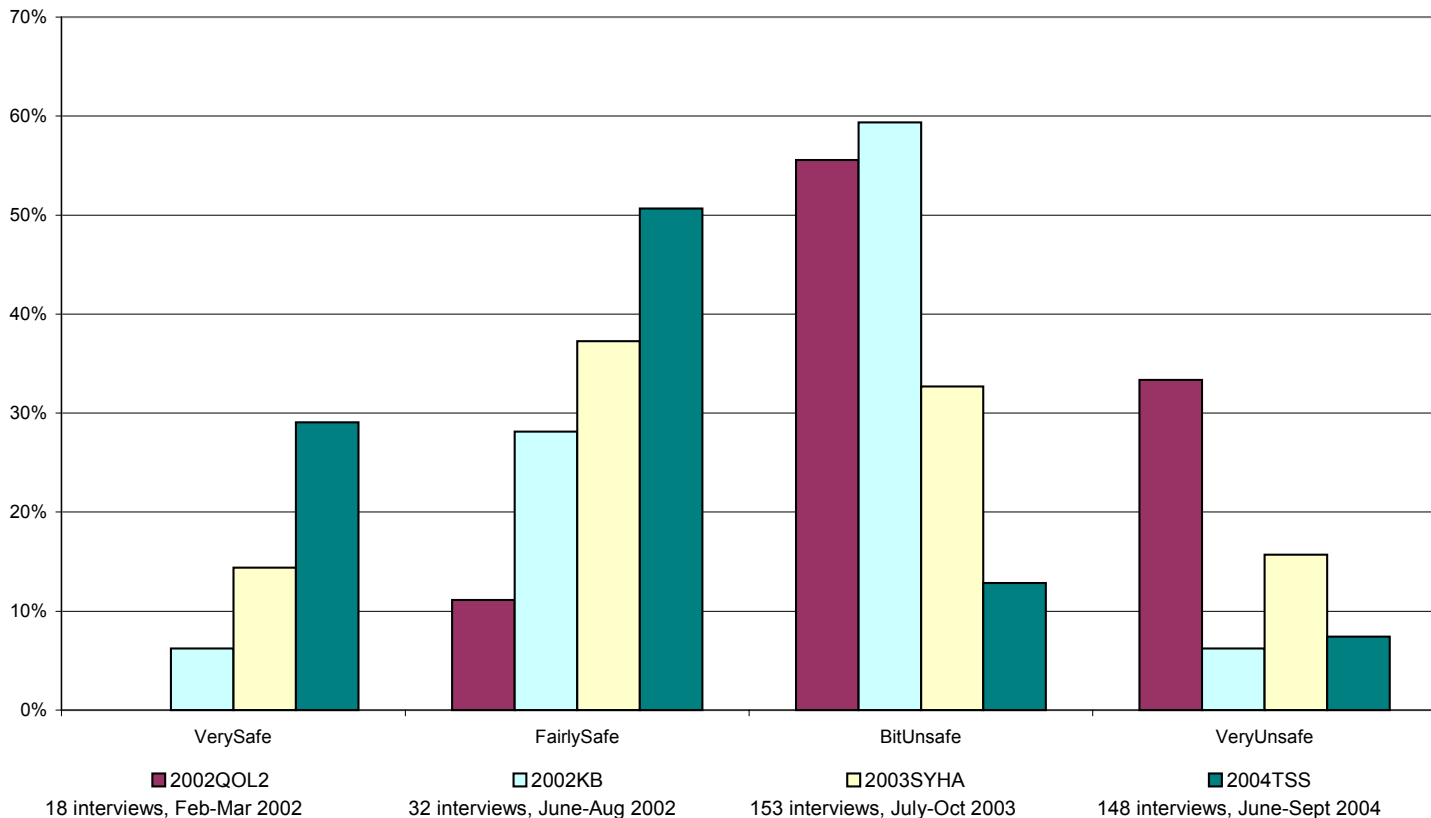
White	2002QOL2		2002KB		2003SYHA		2004TSS	
	No	%	No	%	No	%	No	%
VerySafe	1	3%	2	8%	6	9%	5	14%
FairlySafe	16	40%	6	24%	18	27%	20	56%
BitUnsafe	14	35%	3	12%	21	31%	6	17%
VeryUnsafe	9	23%	14	56%	22	33%	5	14%
Total	40	100%	25	100%	67	100%	36	100%



How safe do you feel walking alone in your local area after dark?

Responses by ethnic group - Asian

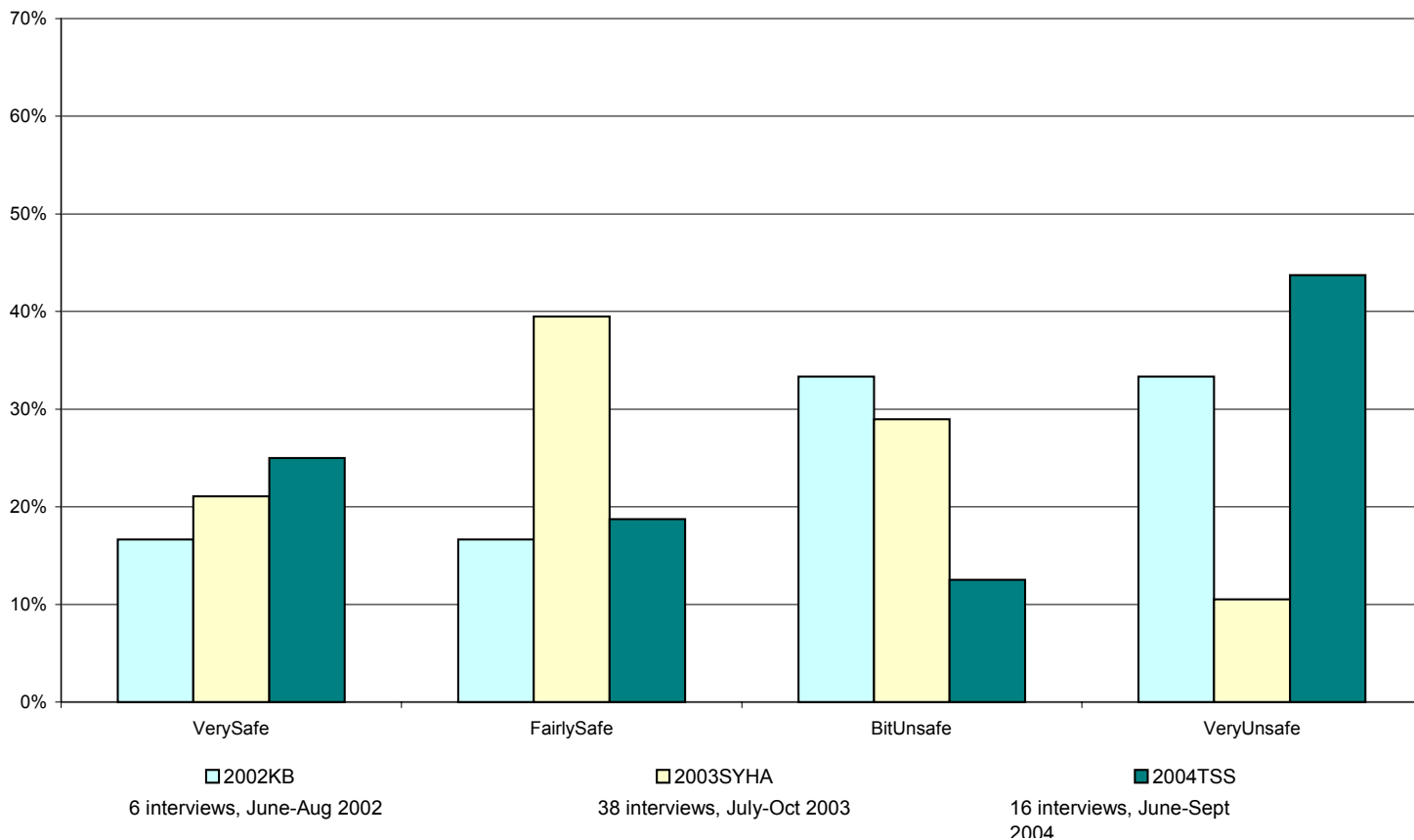
Asian	2002QOL2		2002KB		2003SYHA		2004TSS	
	No	%	No	%	No	%	No	%
VerySafe	0	0%	2	6%	22	14%	43	29%
FairlySafe	2	11%	9	28%	57	37%	75	51%
BitUnsafe	10	56%	19	59%	50	33%	19	13%
VeryUnsafe	6	33%	2	6%	24	16%	11	7%
Total	18	100%	32	100%	153	100%	148	100%



How safe do you feel walking alone in your local area after dark?

Responses by ethnic group - Other

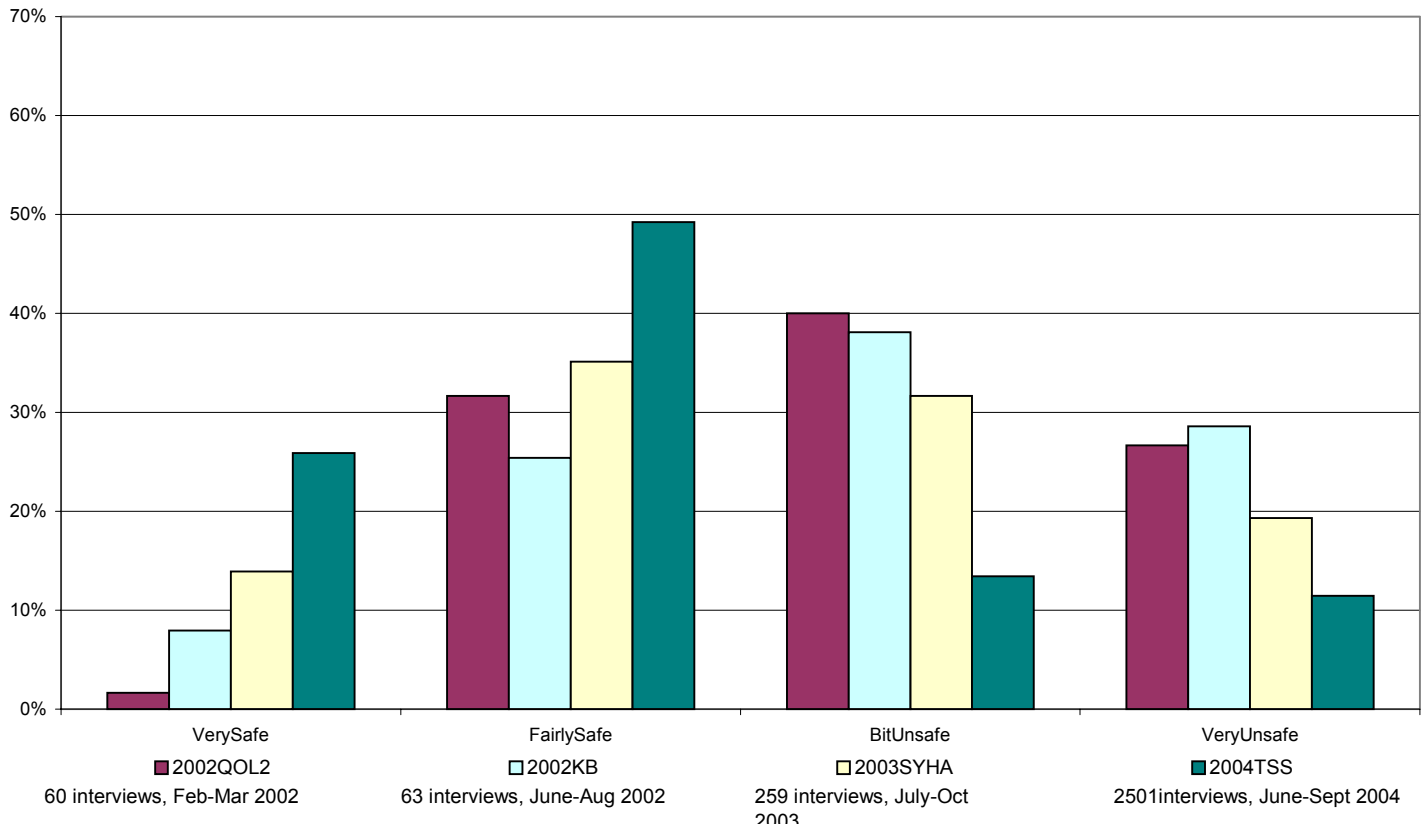
Other	2002KB		2003SYHA		2004TSS	
	No	%	No	%	No	%
VerySafe	1	17%	8	21%	4	25%
FairlySafe	1	17%	15	39%	3	19%
BitUnsafe	2	33%	11	29%	2	13%
VeryUnsafe	2	33%	4	11%	7	44%
Total	6	100%	38	100%	16	100%



How safe do you feel walking alone in your local area after dark?

All respondents

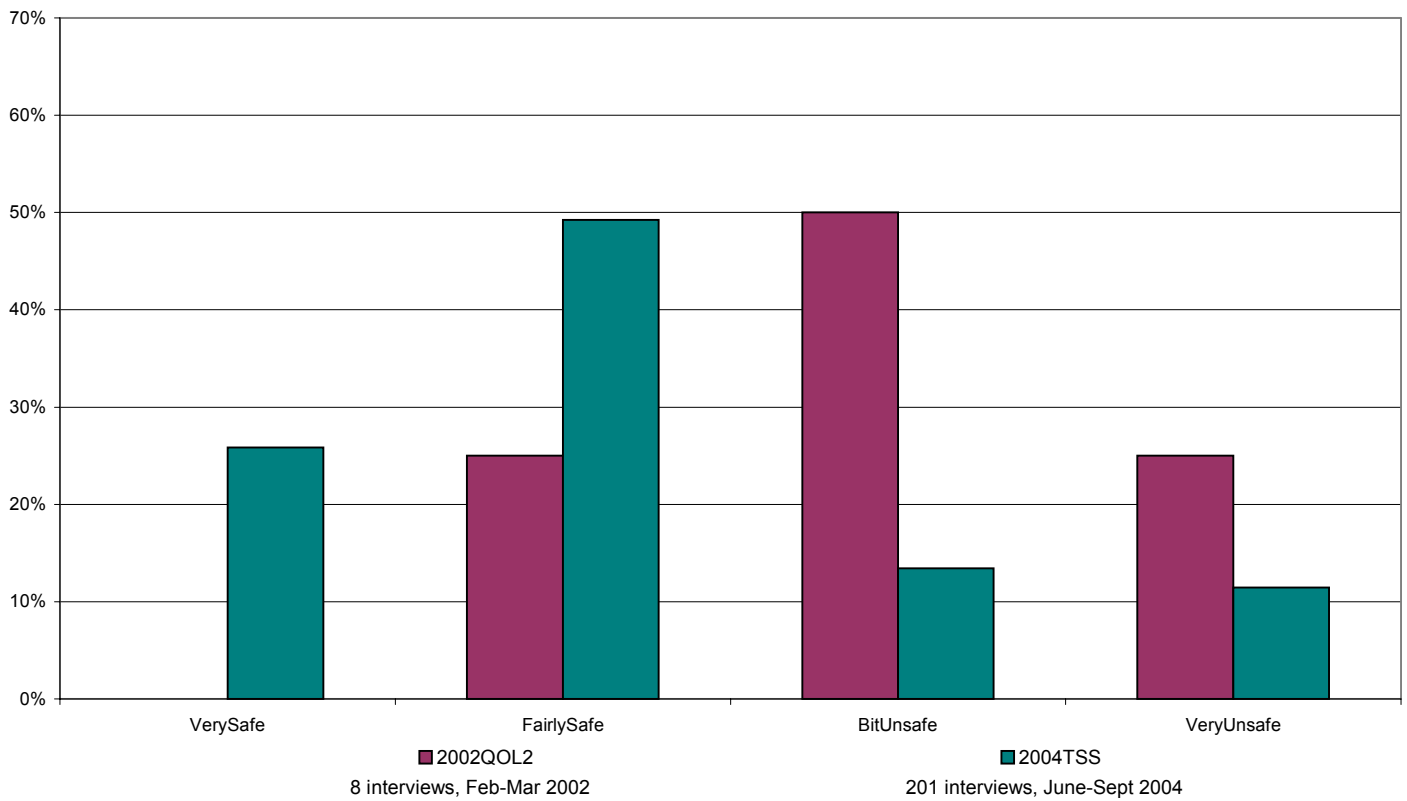
All	2002QOL2		2002KB		2003SYHA		2004TSS	
	No	%	No	%	No	%	No	%
VerySafe	1	2%	5	8%	36	14%	52	26%
FairlySafe	19	32%	16	25%	91	35%	99	49%
BitUnsafe	24	40%	24	38%	82	32%	27	13%
VeryUnsafe	16	27%	18	29%	50	19%	23	11%
Total	60	100%	63	100%	259	100%	201	100%



How safe do you feel walking alone in your local area after dark?

Responses by geographical area - Tinsley

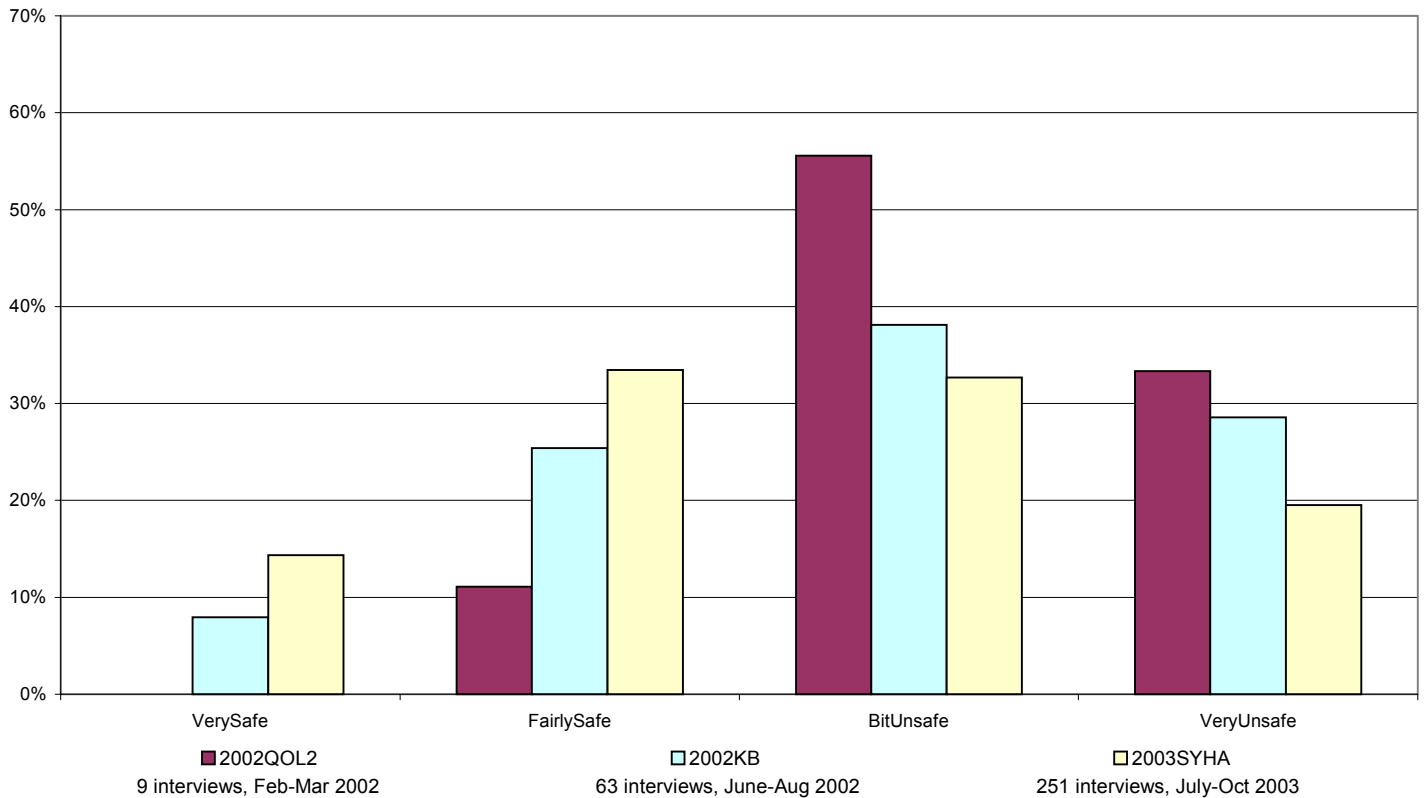
S9 1	2002QOL2		2004TSS	
	No	%	No	%
VerySafe	0	0%	52	26%
FairlySafe	2	25%	99	49%
BitUnsafe	4	50%	27	13%
VeryUnsafe	2	25%	23	11%
Total	8	100%	201	100%



How safe do you feel walking alone in your local area after dark?

Responses by geographical area - Darnall (Staniforth Road/Kettlebridge/Kashmir Gardens)

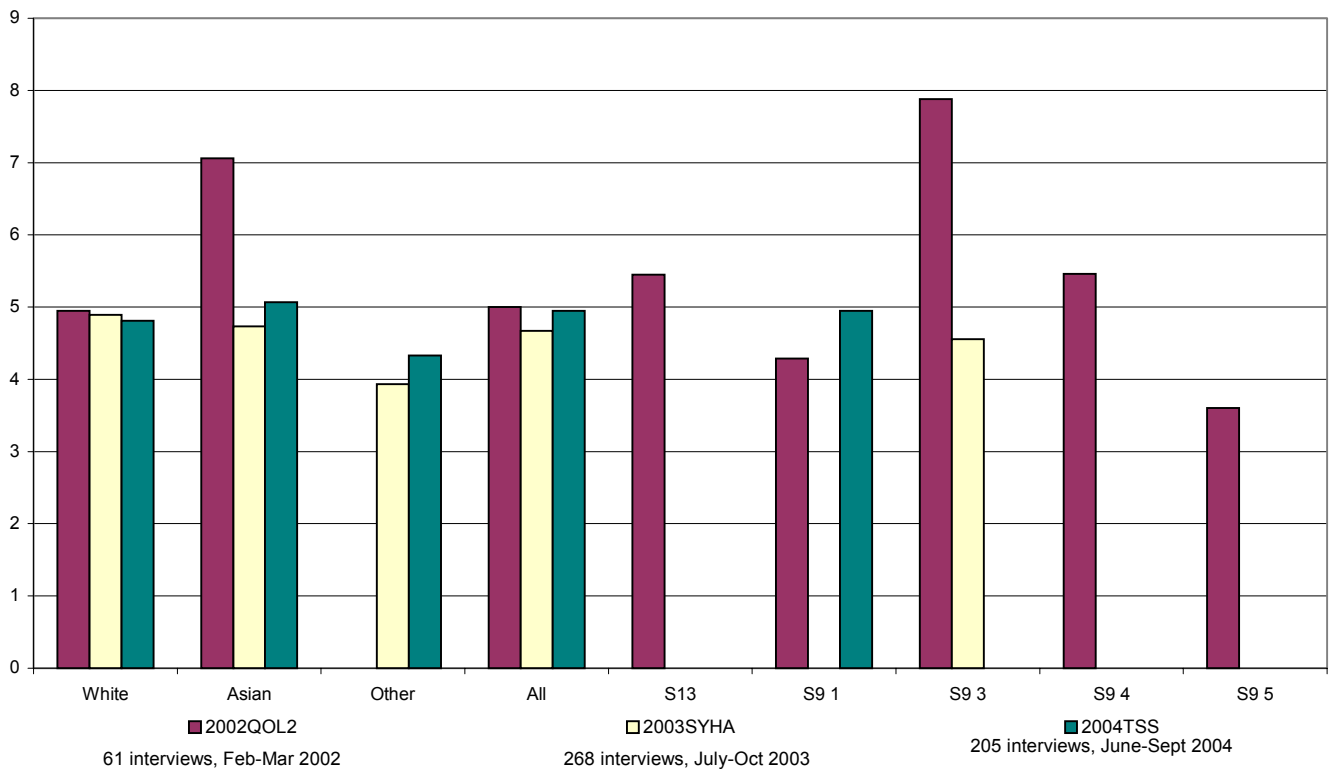
S9 3	2002QOL2		2002KB		2003SYHA	
	No	%	No	%	No	%
VerySafe	0	0%	5	8%	36	14%
FairlySafe	1	11%	16	25%	84	33%
BitUnsafe	5	56%	24	38%	82	33%
VeryUnsafe	3	33%	18	29%	49	20%
Total	9	100%	63	100%	251	100%



How much is your quality of life affected by fear of crime, on a scale from 0 to 10, where 0 is no effect and 10 is total effect on your quality of life?

All responses

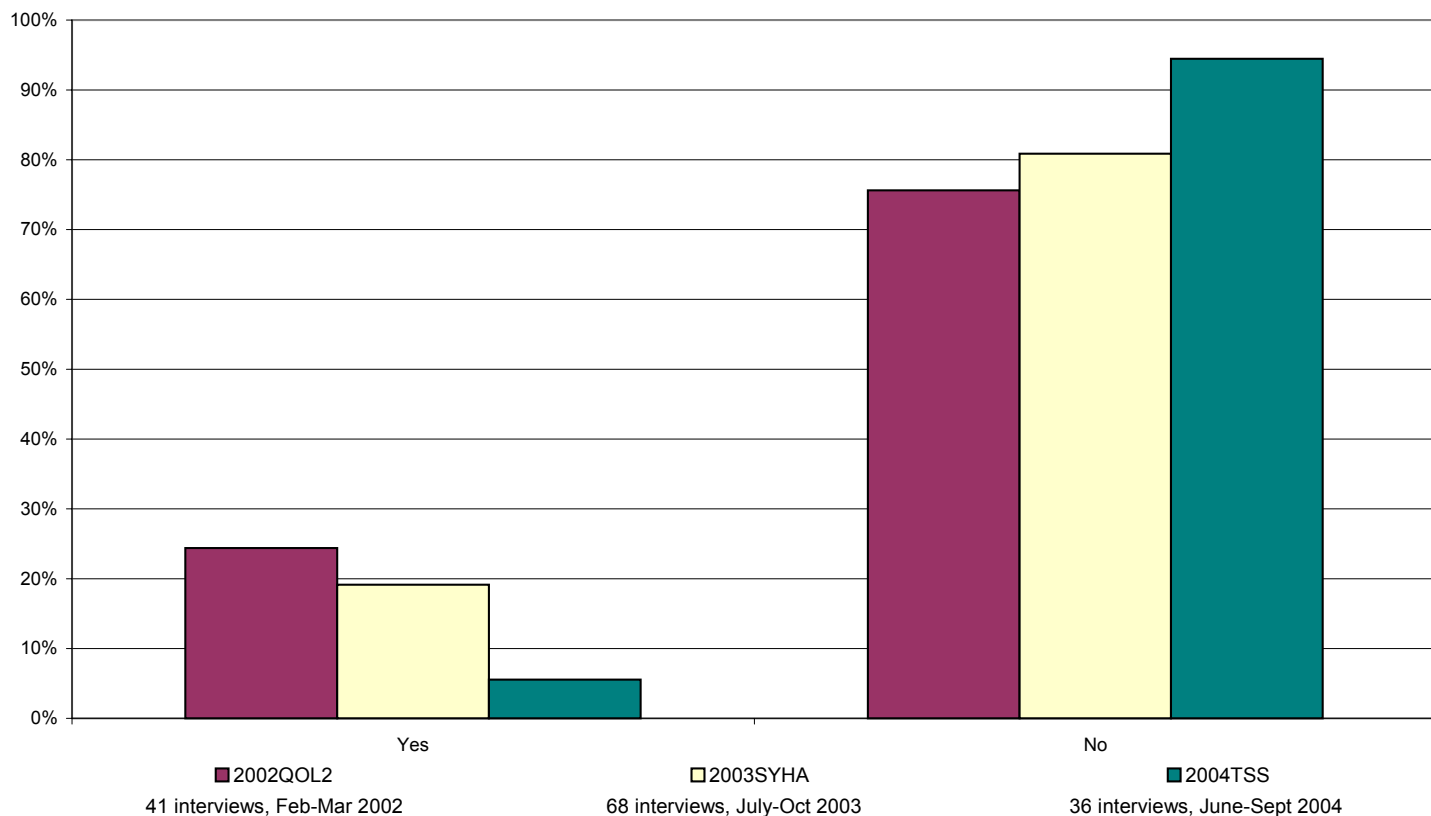
	2002QOL2		2003SYHA		2004TSS	
	ave.score	no.interviews	ave.score	no.interviews	ave.score	no.interviews
White	4.95	41	4.89	70	4.81	37
Asian	7.06	18	4.73	156	5.07	151
Other			3.93	39	4.33	16
All	5.00	61	4.67	268	4.95	205
S13	5.45	11				
S9 1	4.29	8			4.95	205
S9 3	7.88	9	4.56	258		
S9 4	5.46	28				
S9 5	3.60	5				



In the past 12 months, have you been a victim of crime?

Responses by ethnic group - White

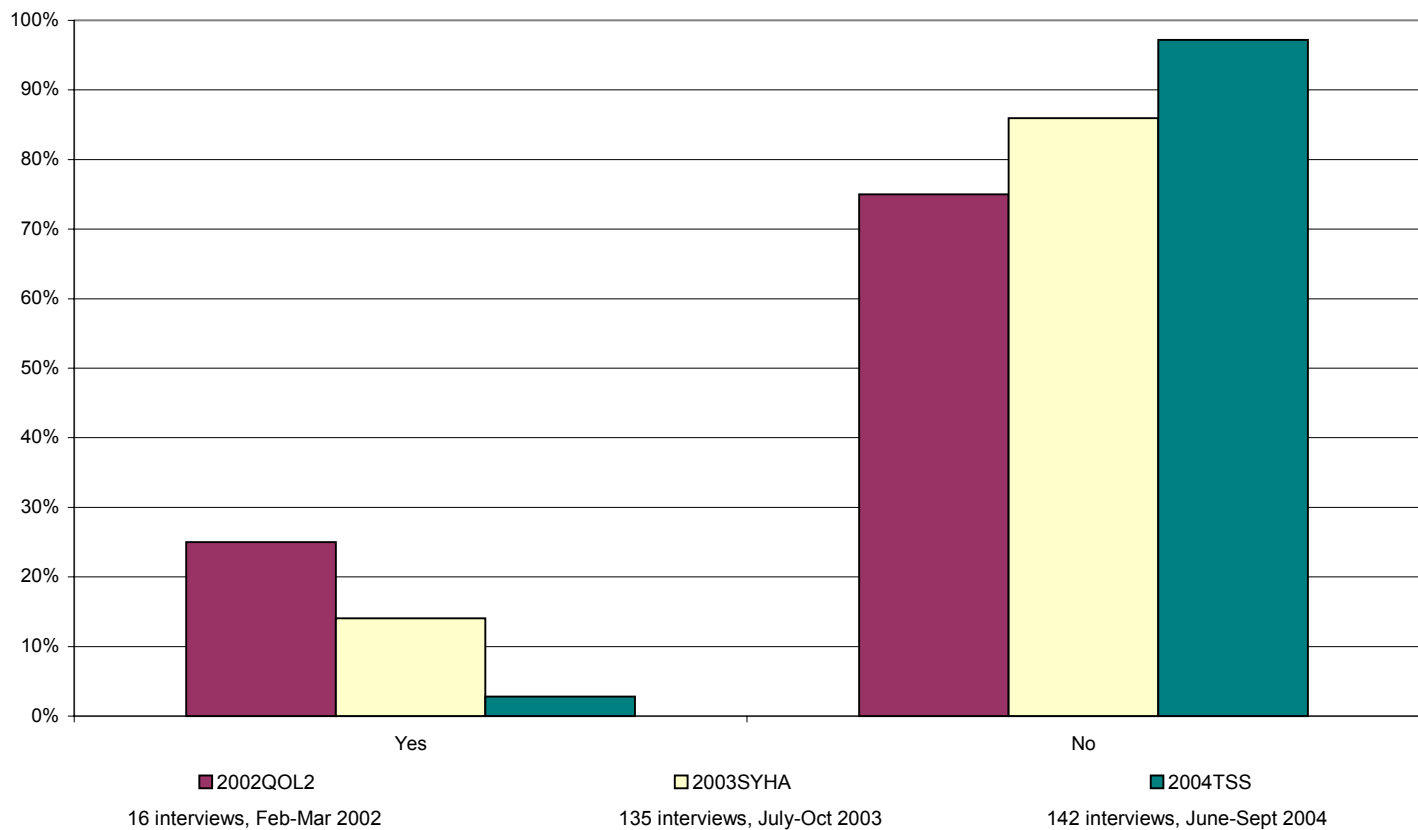
White	2002QOL2		2003SYHA		2004TSS	
	No	%	No	%	No	%
Yes	10	24%	13	19%	2	6%
No	31	76%	55	81%	34	94%
Total	41	100%	68	100%	36	100%



In the past 12 months, have you been a victim of crime?

Responses by ethnic group - Asian

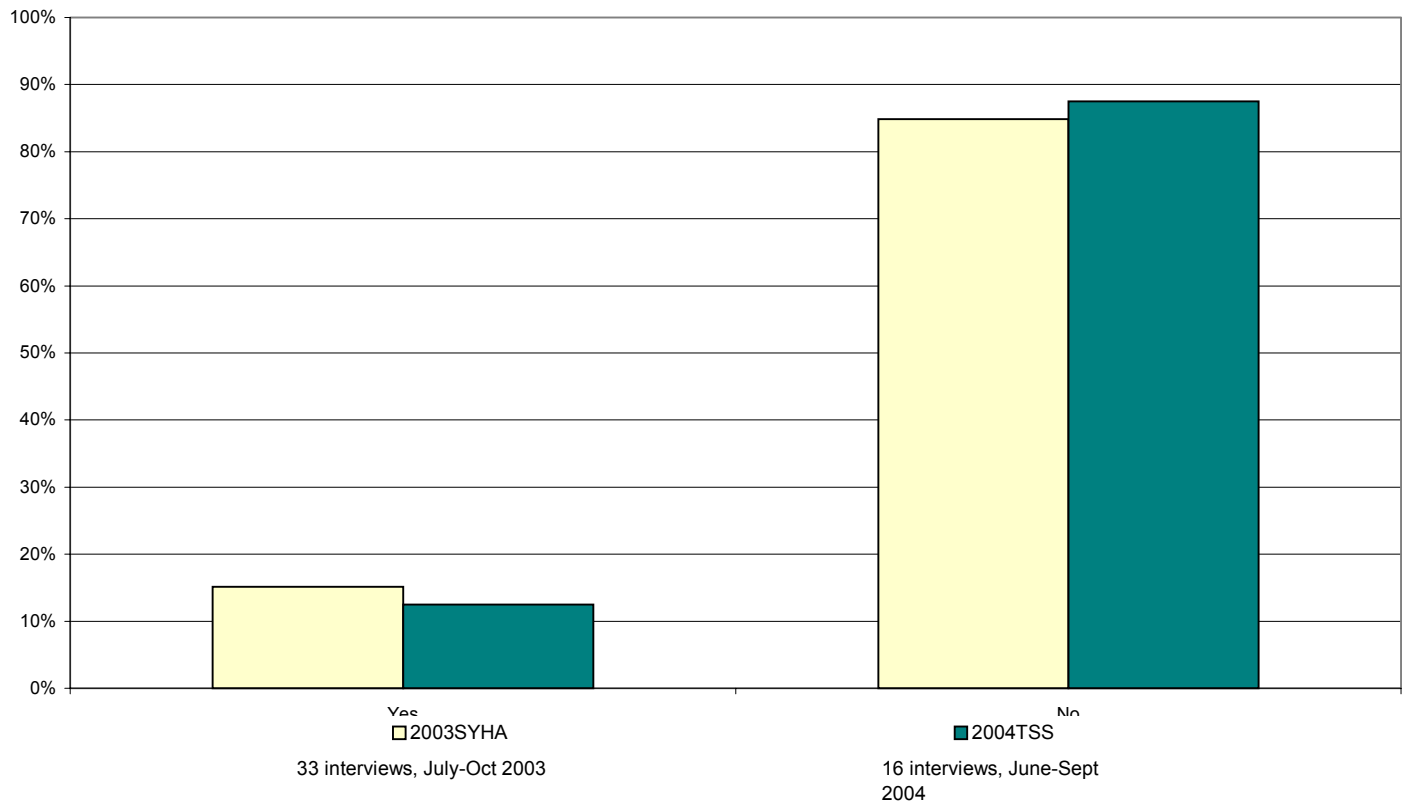
Asian	2002QOL2		2003SYHA		2004TSS	
	No	%	No	%	No	%
Yes	4	25%	19	14%	4	3%
No	12	75%	116	86%	138	97%
Total	16	100%	135	100%	142	100%



In the past 12 months, have you been a victim of crime?

Responses by ethnic group - Other

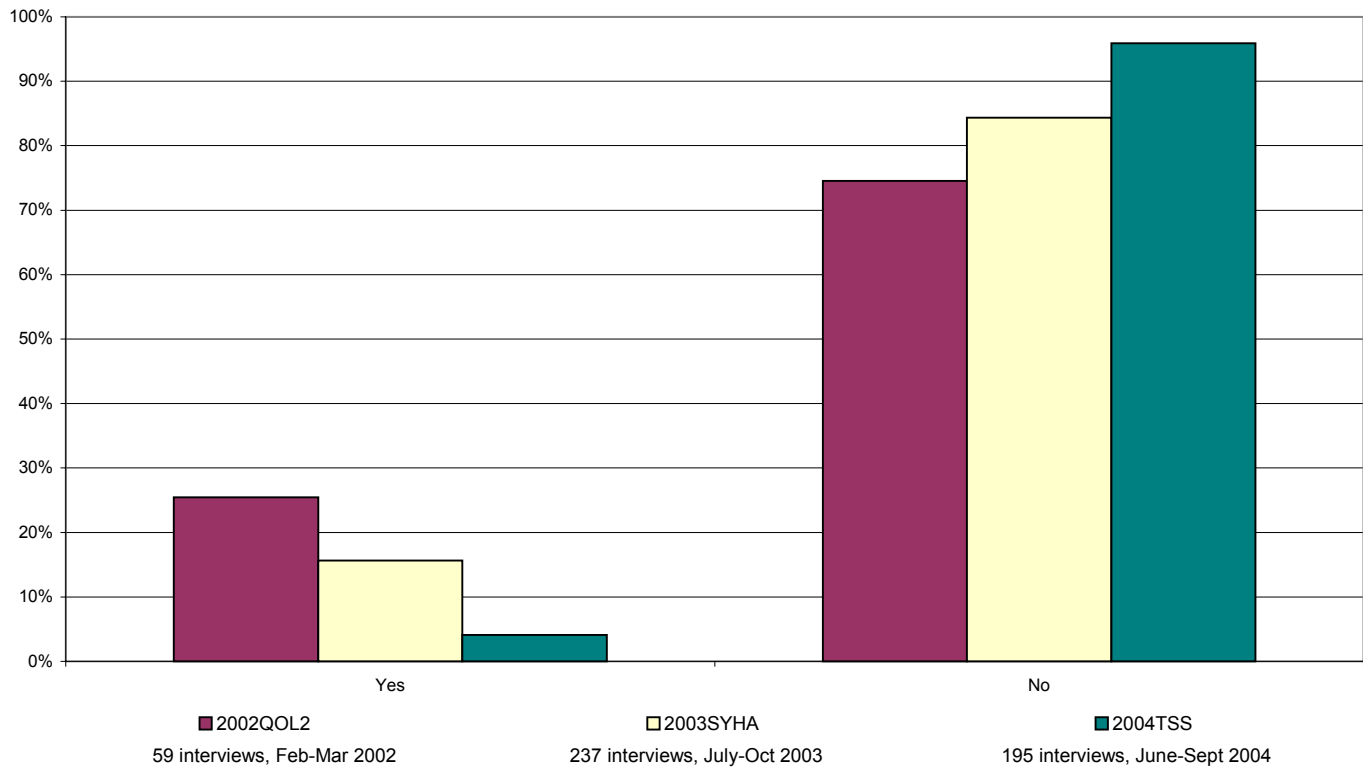
Other	2003SYHA		2004TSS	
	No	%	No	%
Yes	5	15%	2	13%
No	28	85%	14	88%
Total	33	100%	16	100%



In the past 12 months, have you been a victim of crime?

All respondents

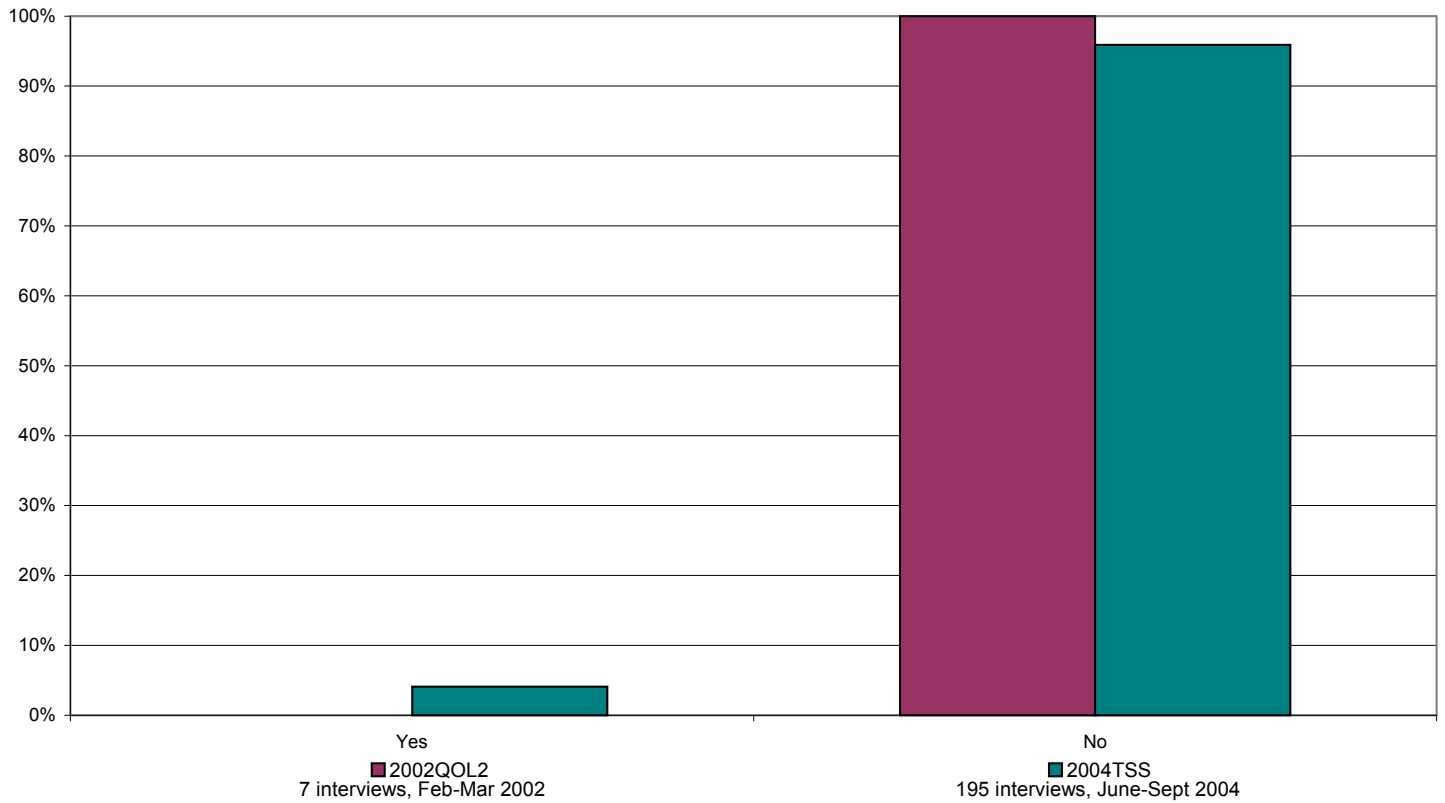
All	2002QOL2		2003SYHA		2004TSS	
	No	%	No	%	No	%
Yes	15	25%	37	16%	8	4%
No	44	75%	200	84%	187	96%
Total	59	100%	237	100%	195	100%



In the past 12 months, have you been a victim of crime?

Responses by geographical area - Tinsley

S9 1	2002QOL2		2004TSS	
	No	%	No	%
Yes	0	0%	8	4%
No	7	100%	187	96%
Total	7	100%	195	100%



In the past 12 months, have you been a victim of crime?

Responses by geographical area - Darnall (Staniforth Road/Kettlebridge/Kashmir Gardens)

S9 3	2002QOL2		2003SYHA	
	No	%	No	%
Yes	3	38%	37	16%
No	5	63%	194	84%

